



अमृत महा आवास अभियान २०२२-२३

दैनिक प्रगती अहवाल : १२.०५.२०२३

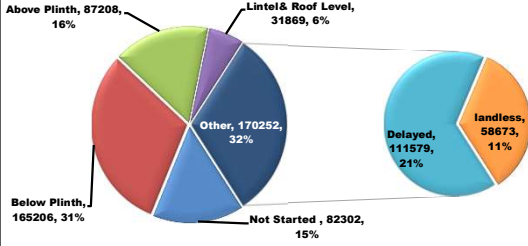
प्रधानमंत्री आवास योजना ग्रामीण – मंजूरी, पूर्ण घरकुले, हप्ते वितरण, भूमिहीन, आर्थिकदृष्ट्या अपुर्ण
राज्य पुरस्कृत ग्रामीण आवास योजना – मंजूरी, पूर्ण घरकुले, हप्ते वितरण, आर्थिकदृष्ट्या अपुर्ण

योजना	एकूण मंजूरी	दैनिक मंजूरी	एकूण पूर्ण	दैनिक पूर्ण घरकुले	दैनिक पहिला हप्ता वितरित	दैनिक दुसरा हप्ता वितरित	दैनिक तिसरा हप्ता वितरित
प्रधानमंत्री आवास योजना ग्रामीण	१४०९६०९	०	१०४३४६४	५१२	०	०	०
राज्य योजना	५६३७४०	९०७	४०५४१७	२०१	४७१	२९७	३१४
एकूण	१९७३३४९	९०७	१४४८८८१	७१३	४७१	२९७	३१४

PMAY-G Completion Progress Bar

74.0%

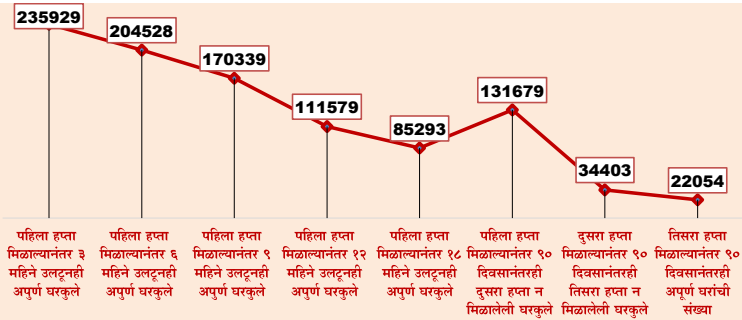
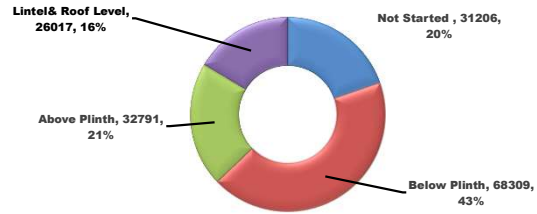
PMAY-G: Incomplete Houses bifurcation



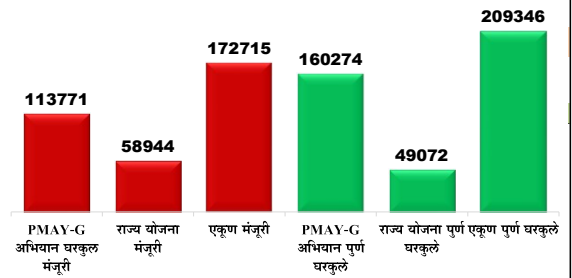
State Schemes Progress Bar

71.9%

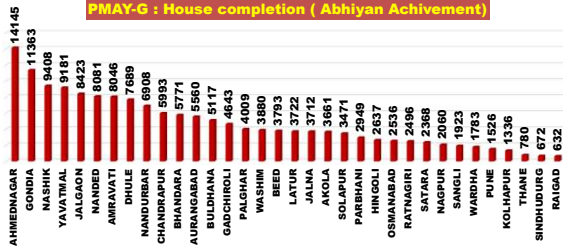
State Schemes: Incomplete Houses bifurcation



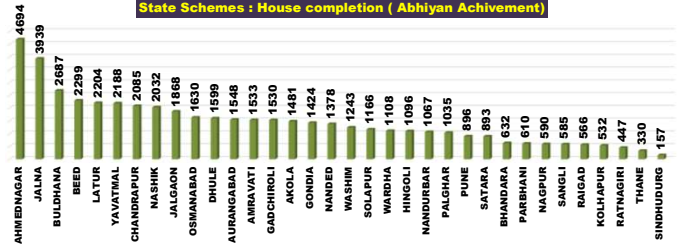
Abhiyan Achievement Day 173



PMAY-G : House completion (Abhiyan Achievement)



State Schemes : House completion (Abhiyan Achievement)

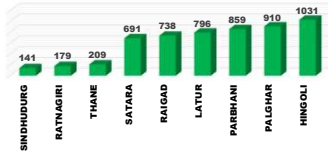


राज्य व्यवस्थापन कक्ष- ग्रामीण गृहनिर्माण

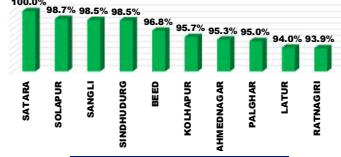
४ था मजला, दक्षिण कक्ष, सिडको भवन, सीबीडी बेलापूर, नवी मुंबई - ४०० ६१४.

Top and Bottom Ten Districts

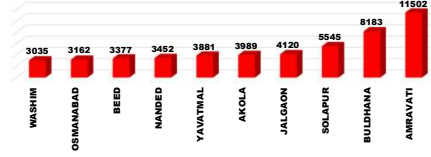
PMAY-G Delayed Houses TOP 10 Dist.



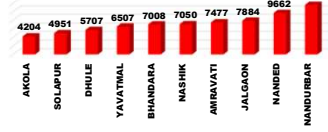
State Schemes Sanction TOP 10 Dist.



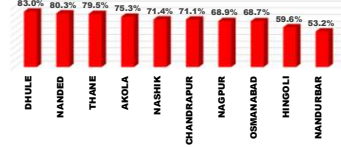
PMAY-G Remaining 1st Installments Bottom 10 Dist.




PMAY-G Delayed Houses Bottom 10 Dist.



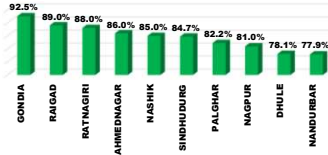
State Schemes Sanction Bottom 10 Dist.



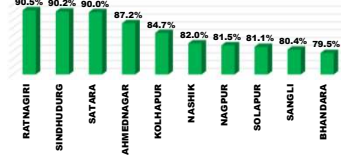
PMAY-G Remaining 2nd Installments Bottom 10 Dist.



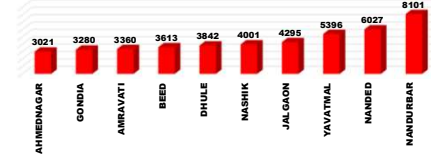
PMAY-G Completion TOP 10 Dist.



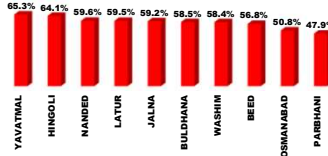
State Schemes Completion TOP 10 Dist.



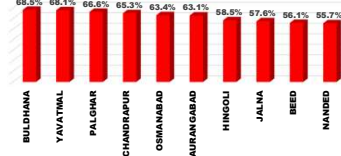
PMAY-G Remaining 3rd Installments Bottom 10 Dist.



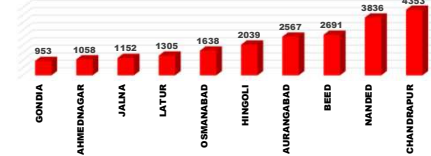
PMAY-G Completion Bottom 10 Dist.



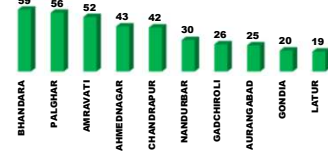
State Schemes Completion Bottom 10 Dist.



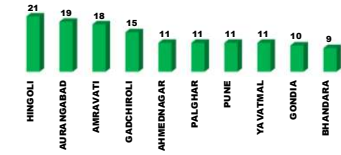
State Schemes Remaining 1st Installments Bottom 10 Dist.



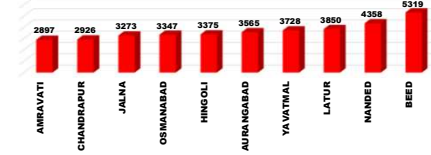
PMAY-G Daily Completion Top 10 Dist.



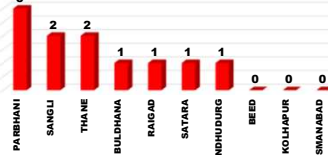
State Schemes Daily Completion Top 10 Dist.



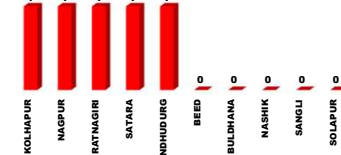
State Schemes Remaining 2nd Installments Bottom 10 Dist.



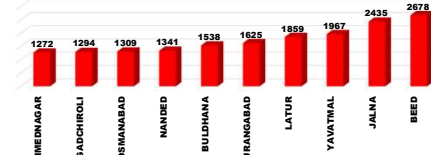
PMAY-G Daily Completion Bottom 10 Dist.



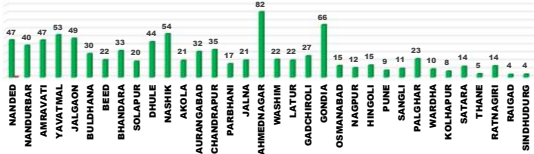
State Schemes Daily Completion Bottom 10 Dist.



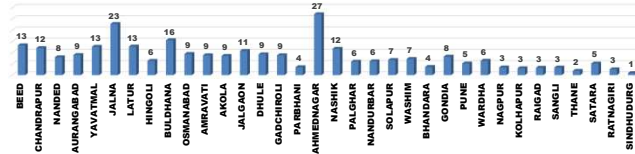
State Schemes Remaining 3rd Installments Bottom 10 Dist.



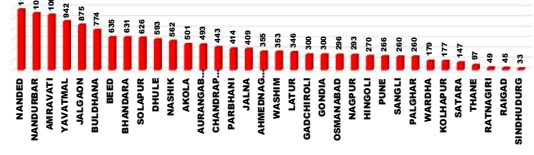
PMAY-G : Current Pace of Completion Per Day (Abhiyan)



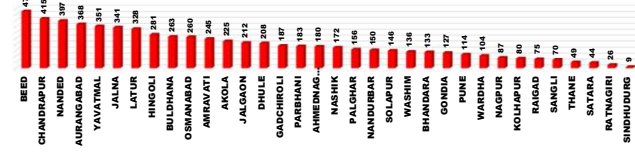
State Schemes : Current Pace of Completion Per Day (Abhiyan)



PMAY-G Required Pace of Completion Per Day



State Schemes Required Pace of Completion Per Day



प्रधानमंत्री आवास योजना ग्रामीण - मंजूरी (PWL+Awaas Plus)

Sr. No.	Division	Target (PWL+Awaas Plus)	11.05.2023	12.05.2023	Daily_Achievement	Remaining
1	NASHIK DIV.	414860	413655	413654	0	1206
2	AMRAVATI DIV.	274791	274317	274308	0	483
3	AURANGABAD DIV.	238003	237302	237302	0	701
4	NAGPUR DIV.	291913	291250	291234	0	679
5	KONKAN DIV.	69834	69625	69625	0	209
6	PUNE DIV.	124455	123494	123486	0	969
Total		1413856	1409643	1409609	0	4247

Sr. No.	District	Target (PWL+Awaas Plus)	11.05.2023	12.05.2023	Daily_Achievement	Remaining
1	AHMEDNAGAR	60791	60756	60756	0	35
2	AKOLA	48792	48778	48778	0	14
3	AMRAVATI	95514	95266	95266	0	248
4	AURANGABAD	36740	36514	36514	0	226
5	BEED	35310	35253	35253	0	57
6	BHANDARA	64981	64922	64922	0	59
7	BULDHANA	44752	44713	44713	0	39
8	DHULE	64999	64917	64917	0	82
9	GADCHIROLI	31703	31615	31615	0	88
10	GONDIA	96493	96141	96141	0	352
11	HINGOLI	18109	18083	18083	0	26
12	JALNA	24038	24023	24023	0	15
13	LATUR	20679	20493	20493	0	186
14	NAGPUR	37007	36991	36991	0	16
15	NANDED	69533	69463	69463	0	70
16	NANDURBAR	119607	118959	118959	0	648
17	NASHIK	89735	89683	89683	0	52
18	OSMANABAD	14506	14411	14411	0	95
19	PALGHAR	35376	35188	35188	0	188
20	PARBHANI	19088	19062	19062	0	26
21	PUNE	20541	20527	20527	0	14
22	RAIGAD	9830	9820	9820	0	10
23	RATNAGIRI	9890	9884	9884	0	6
24	SANGLI	21813	21641	21641	0	172
25	SATARA	15342	15273	15273	0	69
26	SINDHUDURG	5133	5133	5133	0	0
27	THANE	9605	9600	9600	0	5
28	WARDHA	18633	18607	18607	0	26
29	WASHIM	20390	20362	20362	0	28
30	JALGAON	79728	79340	79339	-1	389
31	SOLAPUR	49100	48401	48399	-2	701
32	KOLHAPUR	17659	17652	17646	-6	13
33	YAVATMAL	65343	65198	65189	-9	154
34	CHANDRAPUR	43096	42974	42958	-16	138
Total		1413856	1409643	1409609	0	4247

Remaining Sanction RANK

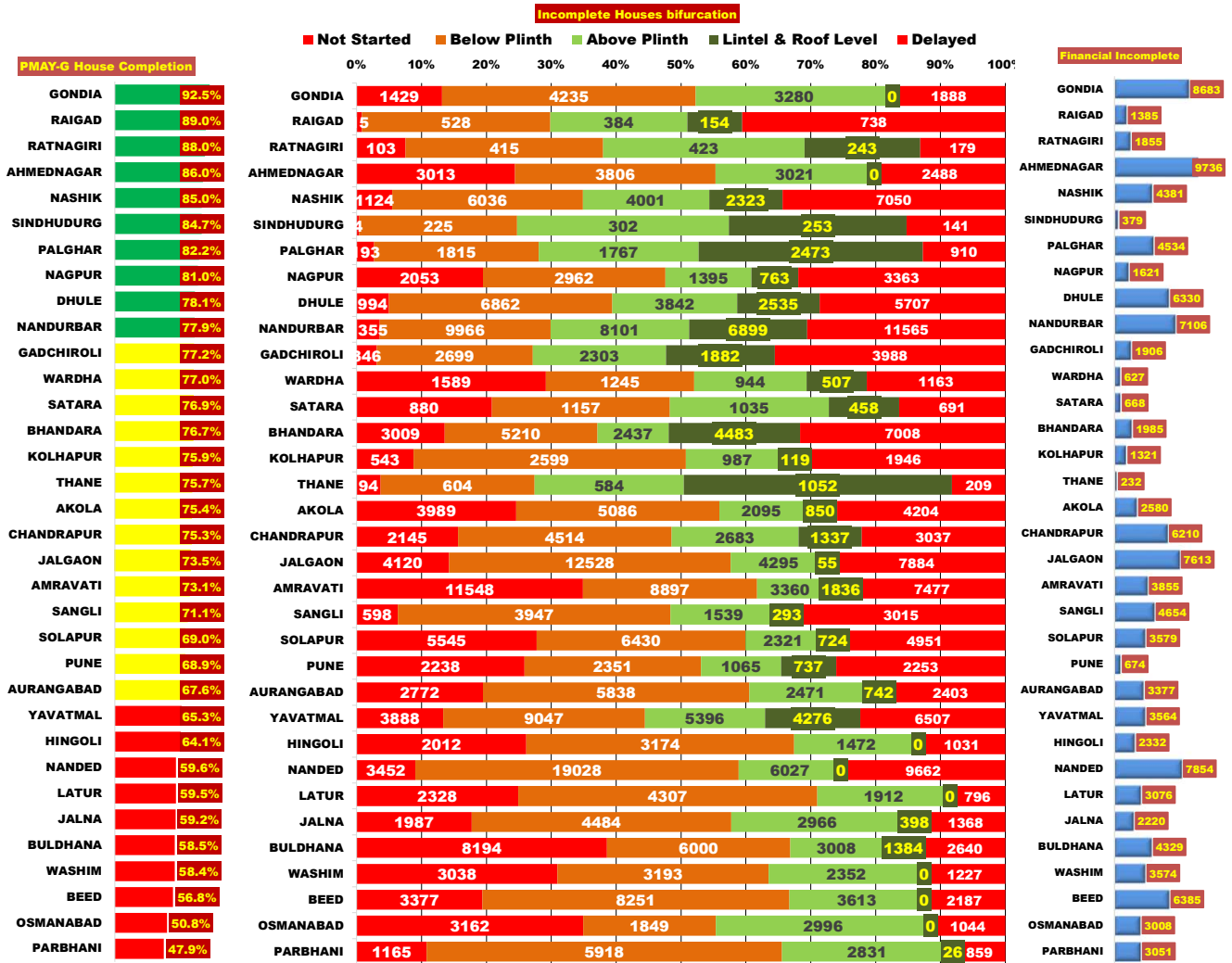
SINDHUDURG	0
THANE	5
RATNAGIRI	6
RAIGAD	10
KOLHAPUR	13
AKOLA	14
PUNE	14
JALNA	15
NAGPUR	16
HINGOLI	26
PARBHANI	26
WARDHA	26
WASHIM	28
AHMEDNAGAR	35
BULDHANA	39
NASHIK	52
BEED	57
BHANDARA	59
SATARA	69
NANDED	70
DHULE	82
GADCHIROLI	88
OSMANABAD	95
CHANDRAPUR	138
YAVATMAL	154
SANGLI	172
LATUR	186
PALGHAR	188
AURANGABAD	226
AMRAVATI	248
GONDIA	352
JALGAON	389
NANDURBAR	648
SOLAPUR	701

प्रधानमंत्री आवास योजना - ग्रामीण : भूमिहीन लाभार्थी अहवाल

Sr. No.	District	Google Sheet Report			AwaasSoft Report			
		Total Landless	Provided land	Remaining	Landless beneficiaries tagged in AwaasSoft	Landless beneficiaries provided land	Remaining Landless	Remaining Tag (provided land)
1	DHULE	18	18	0	18	18	0	0
2	GADCHIROLI	8	8	0	8	8	0	0
3	NANDURBAR	0	0	0	0	0	0	0
4	PALGHAR	11	11	0	11	11	0	0
5	RAIGAD	6	6	0	6	6	0	0
6	RATNAGIRI	23	23	0	23	23	0	0
7	SINDHUDURG	420	420	0	420	420	0	0
8	KOLHAPUR	257	257	0	257	227	30	30
9	THANE	127	74	53	127	60	67	14
10	NANDED	362	277	85	362	242	120	35
11	GONDIA	2450	2450	0	2450	2327	123	123
12	BEED	212	101	111	212	72	140	29
13	SANGLI	431	143	288	418	145	273	-2
14	PARBHANI	332	15	317	331	54	277	-39
15	SATARA	1309	598	711	1301	630	671	-32
16	NASHIK	1824	1475	349	1803	1023	780	452
17	HINGOLI	1713	787	926	1713	466	1247	321
18	CHANDRAPUR	2791	1463	1328	2745	1486	1259	-23
19	JALNA	1413	165	1248	1374	85	1289	80
20	WARDHA	2819	1284	1535	2828	1313	1515	-29
21	NAGPUR	5134	3397	1737	5023	3422	1601	-25
22	JALGAON	22872	21026	1846	22908	20974	1934	52
23	PUNE	2925	992	1933	2924	885	2039	107
24	LATUR	2044	255	1789	2310	258	2052	-3
25	OSMANABAD	2470	104	2366	2470	56	2414	48
26	YAVATMAL	3437	1119	2318	3674	1253	2421	-134
27	BHANDARA	5825	3230	2595	5666	3231	2435	-1
28	WASHIM	3477	883	2594	3443	865	2578	18
29	AURANGABAD	3328	1779	1549	3290	288	3002	1491
30	AHMEDNAGAR	7762	4828	2934	7759	4340	3419	488
31	AKOLA	7074	3842	3232	7367	3903	3464	-61
32	SOLAPUR	7960	2595	5365	7230	1410	5820	1185
33	BULDHANA	15085	8586	6499	15213	7582	7631	1004
34	AMRAVATI	21721	11392	10329	21559	11392	10167	0
	Total	127640	73603	54037	127243	68475	58768	5477

प्रधानमंत्री आवास योजना ग्रामीण - पूर्ण घरकूले

Sr. No.	Division	Sanction	11.05.2023	12.05.2023	Daily Achievement	Remaining	Avg. Completed Per Day From 20.11.22 to Today	To be Completed in Per Day till 05.06.23
1	NAGPUR DIV.	291234	239577	239741	164	51493	183	2146
2	NASHIK DIV.	413654	329975	330087	112	83567	269	3482
3	AMRAVATI DIV.	274308	186965	187042	77	87266	173	3636
4	AURANGABAD DIV.	237302	140484	140551	67	96751	191	4031
5	KONKAN DIV.	69625	57931	57997	66	11628	50	485
6	PUNE DIV.	123486	88020	88046	26	35440	61	1477
Total		1409609	1042952	1043464	512	366145	926	15256



प्रधानमंत्री आवास योजना ग्रामीण - पूर्ण घरकूले

Sr. No.	District	Sanction	11.05.2023	12.05.2023	Daily_Achievement	Remaining	Aug. Completed Per Day From 20.11.22 to Today	To be Completed in Per Day till 05.06.23
1	BHANDARA	64922	49724	49783	59	15139	33	631
2	PALGHAR	35188	28884	28940	56	6248	23	260
3	AMRAVATI	95266	69619	69671	52	25595	47	1066
4	AHMEDNAGAR	60756	52182	52225	43	8531	82	355
5	CHANDRAPUR	42958	32290	32332	42	10626	35	443
6	NANDURBAR	118959	92608	92638	30	26321	40	1097
7	GADCHIROLI	31615	24384	24410	26	7205	27	300
8	AURANGABAD	36514	24667	24692	25	11822	32	493
9	GONDIA	96141	88921	88941	20	7200	66	300
10	LATUR	20493	12177	12196	19	8297	22	346
11	DHULE	64917	50666	50684	18	14233	44	593
12	YAVATMAL	65189	42573	42589	16	22600	53	942
13	JALGAON	79339	58329	58341	12	20998	49	875
14	SOLAPUR	48399	33367	33379	12	15020	20	626
15	WARDHA	18607	14310	14322	12	4285	10	179
16	PUNE	20527	14125	14136	11	6391	9	266
17	NANDED	69463	41382	41391	9	28072	47	1170
18	NASHIK	89683	76190	76199	9	13484	54	562
19	JALNA	24023	14212	14218	6	9805	21	409
20	RATNAGIRI	9884	8694	8700	6	1184	14	49
21	HINGOLI	18083	11590	11595	5	6488	15	270
22	NAGPUR	36991	29948	29953	5	7038	12	293
23	WASHIM	20362	11881	11886	5	8476	22	353
24	AKOLA	48778	36755	36758	3	12020	21	501
25	PARBHANI	19062	9119	9122	3	9940	17	414
26	SANGLI	21641	15388	15390	2	6251	11	260
27	THANE	9600	7264	7266	2	2334	5	97
28	BULDHANA	44713	26137	26138	1	18575	30	774
29	RAIGAD	9820	8741	8742	1	1078	4	45
30	SATARA	15273	11742	11743	1	3530	14	147
31	SINDHUDURG	5133	4348	4349	1	784	4	33
32	BEED	35253	20021	20021	0	15232	22	635
33	KOLHAPUR	17646	13398	13398	0	4248	8	177
34	OSMANABAD	14411	7316	7316	0	7095	15	296
Total		1409609	1042952	1043464	512	366145	926	15256

राज्यपुरस्कृत आवास योजना ग्रामीण - मंजूरी

Sr. No.	Division	Target	11.05.2023	12.05.2023	Daily_Achievement	Remaining
1	NAGPUR DIV.	118430	94783	95159	376	23271
2	AURANGABAD DIV.	200327	167652	168022	370	32305
3	NASHIK DIV.	141552	111360	111445	85	30107
4	AMRAVATI DIV.	110069	94549	94622	73	15447
5	PUNE DIV.	65859	63028	63030	2	2829
6	KONKAN DIV.	34744	31461	31462	1	3282
Total		670981	562833	563740	907	107241

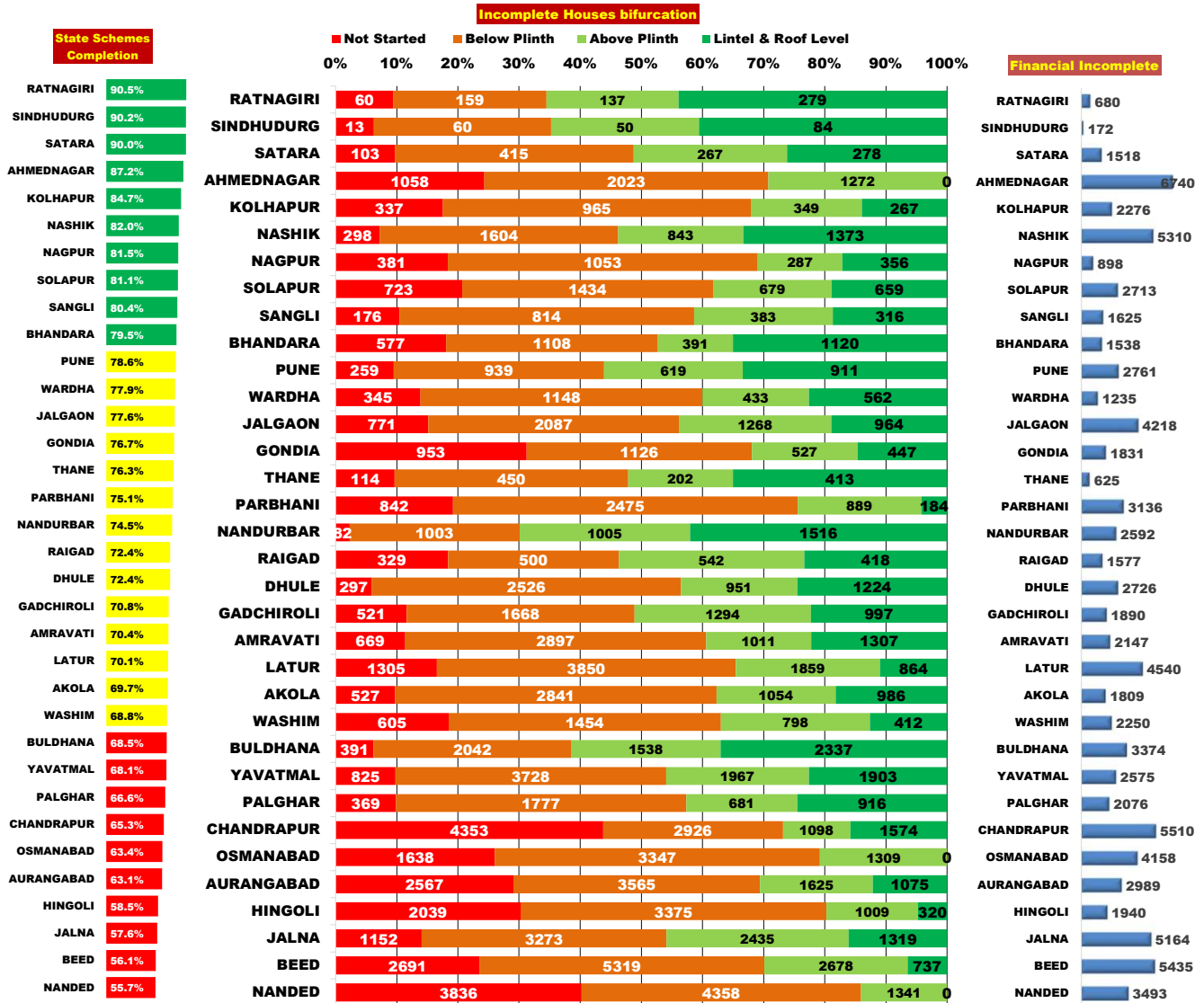
Sr. No.	District	Target	11.05.2023	12.05.2023	Daily_Achievement	Remaining
1	CHANDRAPUR	40285	28272	28641	369	11644
2	AURANGABAD	26141	23833	23953	120	2188
3	HINGOLI	27298	16160	16261	101	11037
4	AHMEDNAGAR	35298	33551	33636	85	1662
5	NANDED	26760	21403	21487	84	5273
6	BEED	26878	25943	26007	64	871
7	WASHIM	11503	10429	10491	62	1012
8	YAVATMAL	30045	26398	26409	11	3636
9	GONDIA	14261	13122	13127	5	1134
10	GADCHIROLI	16834	15317	15319	2	1515
11	SOLAPUR	18718	18475	18477	2	241
12	OSMANABAD	24853	17066	17067	1	7786
13	THANE	6264	4979	4980	1	1284
14	AKOLA	23681	17823	17823	0	5858
15	AMRAVATI	23224	19878	19878	0	3346
16	BHANDARA	17612	15599	15599	0	2013
17	BULDHANA	21616	20021	20021	0	1595
18	DHULE	21790	18086	18086	0	3704
19	JALGAON	25851	22723	22723	0	3128
20	JALNA	20609	19287	19287	0	1322
21	KOLHAPUR	13090	12529	12529	0	561
22	LATUR	28004	26312	26312	0	1692
23	NAGPUR	16291	11223	11223	0	5068
24	NANDURBAR	26578	14138	14138	0	12440
25	NASHIK	32035	22862	22862	0	9173
26	PALGHAR	11792	11208	11208	0	584
27	PARBHANI	19784	17648	17648	0	2136
28	PUNE	14672	12773	12773	0	1899
29	RAIGAD	7418	6475	6475	0	943
30	RATNAGIRI	7129	6691	6691	0	438
31	SANGLI	8732	8604	8604	0	128
32	SATARA	10647	10647	10647	0	0
33	SINDHUDURG	2141	2108	2108	0	33
34	WARDHA	13147	11250	11250	0	1897
Total		670981	562833	563740	907	107241

Remaining Sanction RANK

SATARA	0
SINDHUDURG	33
SANGLI	128
SOLAPUR	241
RATNAGIRI	438
KOLHAPUR	561
PALGHAR	584
BEED	871
RAIGAD	943
WASHIM	1012
GONDIA	1134
THANE	1284
JALNA	1322
GADCHIROLI	1515
BULDHANA	1595
AHMEDNAGAR	1662
LATUR	1692
WARDHA	1897
PUNE	1899
BHANDARA	2013
PARBHANI	2136
AURANGABAD	2188
JALGAON	3128
AMRAVATI	3346
YAVATMAL	3636
DHULE	3704
NAGPUR	5068
NANDED	5273
AKOLA	5858
OSMANABAD	7786
NASHIK	9173
HINGOLI	11037
CHANDRAPUR	11644
NANDURBAR	12440

राज्यपुरस्कृत आवास योजना ग्रामीण - पूर्ण घरकूले

Sr. No.	Division	Sanction	11.05.2023	12.05.2023	Daily_Achievement	Remaining	Avg. Completed Per Day From 20.11.22 to Today	To be Completed in Per Day till 05.06.23
1	AURANGABAD DIV.	168022	104750	104810	60	63212	85	2634
2	NAGPUR DIV.	95159	69866	69914	48	25245	43	1052
3	AMRAVATI DIV.	94622	65291	65330	39	29292	53	1221
4	NASHIK DIV.	111445	89294	89317	23	22128	65	922
5	KONKAN DIV.	31462	23891	23909	18	7553	15	315
6	PUNE DIV.	63030	52124	52137	13	10893	24	454
Total		563740	405216	405417	201	158323	284	6597



राज्यपुरस्कृत आवास योजना ग्रामीण - पूर्ण घरकूले

Sr. No.	District	Sanction	11.05.2023	12.05.2023	Daily Achievement	Remaining	Avg. Completed Per Day From 20.11.22 to Today	To be Completed in Per Day till 05.06.23
1	HINGOLI	16261	9497	9518	21	6743	6	281
2	AURANGABAD	23953	15102	15121	19	8832	9	368
3	AMRAVATI	19878	13976	13994	18	5884	9	245
4	GADCHIROLI	15319	10824	10839	15	4480	9	187
5	AHMEDNAGAR	33636	29309	29320	11	4316	27	180
6	PALGHAR	11208	7454	7465	11	3743	6	156
7	PUNE	12773	10034	10045	11	2728	5	114
8	YAVATMAL	26409	17975	17986	11	8423	13	351
9	GONDIA	13127	10064	10074	10	3053	8	127
10	BHANDARA	15599	12394	12403	9	3196	4	133
11	CHANDRAPUR	28641	18681	18690	9	9951	12	415
12	LATUR	26312	18425	18434	9	7878	13	328
13	AKOLA	17823	12408	12415	7	5408	9	225
14	NANDURBAR	14138	10527	10532	5	3606	6	150
15	JALGAON	22723	17629	17633	4	5090	11	212
16	WARDHA	11250	8758	8762	4	2488	6	104
17	DHULE	18086	13085	13088	3	4998	9	208
18	JALNA	19287	11105	11108	3	8179	23	341
19	NANDED	21487	11964	11967	3	9520	8	397
20	OSMANABAD	17067	10819	10822	3	6245	9	260
21	RAIGAD	6475	4683	4686	3	1789	3	75
22	WASHIM	10491	7219	7222	3	3269	7	136
23	PARBHANI	17648	13256	13258	2	4390	4	183
24	THANE	4980	3799	3801	2	1179	2	49
25	KOLHAPUR	12529	10610	10611	1	1918	3	80
26	NAGPUR	11223	9145	9146	1	2077	3	87
27	RATNAGIRI	6691	6055	6056	1	635	3	26
28	SATARA	10647	9583	9584	1	1063	5	44
29	SINDHUDURG	2108	1900	1901	1	207	1	9
30	BEED	26007	14582	14582	0	11425	13	476
31	BULDHANA	20021	13713	13713	0	6308	16	263
32	NASHIK	22862	18744	18744	0	4118	12	172
33	SANGLI	8604	6915	6915	0	1689	3	70
34	SOLAPUR	18477	14982	14982	0	3495	7	146
Total		563740	405216	405417	201	158323	284	6597

प्रधानमंत्री आवास योजना ग्रामीण - हप्ते वितरण

Sr. No.	Division	1st Installment (Daily Achivement)	1st Installment Remaining	2nd Installment (Daily Achivement)	2nd Installment Remaining	3rd Installment (Daily Achivement)	3rd Installment Remaining
1	NASHIK DIV.	0	10606	0	39198	0	23260
2	AMRAVATI DIV.	0	30590	0	32223	0	16211
3	AURANGABAD DIV.	0	20224	0	52849	0	24288
4	NAGPUR DIV.	0	10358	0	20865	0	13042
5	KONKAN DIV.	0	406	0	3587	0	3460
6	PUNE DIV.	0	9678	0	16484	0	6947
	Total	0	81862	0	165206	0	87208

PMAY-G 1st Ins Pending

SINDHUDURG	4
RAIGAD	12
THANE	94
RATNAGIRI	103
PALGHAR	193
GADCHIROLI	321
SANGLI	472
KOLHAPUR	543
SATARA	880
DHULE	994
NASHIK	1124
PARBHANI	1165
NANDURBAR	1355
GONDIA	1429
WARDHA	1589
NAGPUR	1918
JALNA	1957
HINGOLI	2012
CHANDRAPUR	2092
PUNE	2238
LATUR	2328
AURANGABAD	2771
BHANDARA	3009
AHMEDNAGAR	3013
WASHIM	3035
OSMANABAD	3162
BEED	3377
NANDED	3452
YAVATMAL	3881
AKOLA	3989
JALGAON	4120
SOLAPUR	5545
BULDHANA	8183
AMRAVATI	11502

PMAY-G 2nd Ins Pending

SINDHUDURG	225
RATNAGIRI	415
RAIGAD	528
THANE	604
SATARA	1157
WARDHA	1245
PALGHAR	1815
OSMANABAD	1849
PUNE	2351
KOLHAPUR	2599
GADCHIROLI	2699
NAGPUR	2962
HINGOLI	3174
WASHIM	3193
AHMEDNAGAR	3806
SANGLI	3947
GONDIA	4235
LATUR	4307
JALNA	4484
CHANDRAPUR	4514
AKOLA	5086
BHANDARA	5210
AURANGABAD	5838
PARBHANI	5918
BULDHANA	6000
NASHIK	6036
SOLAPUR	6430
DHULE	6862
BEED	8251
AMRAVATI	8897
YAVATMAL	9047
NANDURBAR	9966
JALGAON	12528
NANDED	19028

PMAY-G 3rd Ins Pending

SINDHUDURG	302
RAIGAD	384
RATNAGIRI	423
THANE	584
WARDHA	944
KOLHAPUR	987
SATARA	1035
PUNE	1065
NAGPUR	1395
HINGOLI	1472
SANGLI	1539
PALGHAR	1767
LATUR	1912
AKOLA	2095
GADCHIROLI	2303
SOLAPUR	2321
WASHIM	2352
BHANDARA	2437
AURANGABAD	2471
CHANDRAPUR	2683
PARBHANI	2831
JALNA	2966
OSMANABAD	2996
BULDHANA	3008
AHMEDNAGAR	3021
GONDIA	3280
AMRAVATI	3360
BEED	3613
DHULE	3842
NASHIK	4001
JALGAON	4295
YAVATMAL	5396
NANDED	6027
NANDURBAR	8101

प्रधानमंत्री आवास योजना ग्रामीण - हप्ते वितरण

Sr. No.	District	1st Installment (Daily Achivement)	1st Installment Remaining	2nd Installment (Daily Achivement)	2nd Installment Remaining	3rd Installment (Daily Achivement)	3rd Installment Remaining
1	AHMEDNAGAR	0	3013	0	3806	0	3021
2	AKOLA	0	3989	0	5086	0	2095
3	AMRAVATI	0	11502	0	8897	0	3360
4	AURANGABAD	0	2771	0	5838	0	2471
5	BEED	0	3377	0	8251	0	3613
6	BHANDARA	0	3009	0	5210	0	2437
7	BULDHANA	0	8183	0	6000	0	3008
8	CHANDRAPUR	0	2092	0	4514	0	2683
9	DHULE	0	994	0	6862	0	3842
10	GADCHIROLI	0	321	0	2699	0	2303
11	GONDIA	0	1429	0	4235	0	3280
12	HINGOLI	0	2012	0	3174	0	1472
13	JALGAON	0	4120	0	12528	0	4295
14	JALNA	0	1957	0	4484	0	2966
15	KOLHAPUR	0	543	0	2599	0	987
16	LATUR	0	2328	0	4307	0	1912
17	NAGPUR	0	1918	0	2962	0	1395
18	NANDED	0	3452	0	19028	0	6027
19	NANDURBAR	0	1355	0	9966	0	8101
20	NASHIK	0	1124	0	6036	0	4001
21	OSMANABAD	0	3162	0	1849	0	2996
22	PALGHAR	0	193	0	1815	0	1767
23	PARBHANI	0	1165	0	5918	0	2831
24	RAIGAD	0	12	0	528	0	384
25	SANGLI	0	472	0	3947	0	1539
26	SATARA	0	880	0	1157	0	1035
27	SINDHUDURG	0	4	0	225	0	302
28	SOLAPUR	0	5545	0	6430	0	2321
29	THANE	0	94	0	604	0	584
30	WARDHA	0	1589	0	1245	0	944
31	WASHIM	0	3035	0	3193	0	2352
32	YAVATMAL	0	3881	0	9047	0	5396
33	RATNAGIRI	-4	103	0	415	0	423
34	PUNE	-7	2238	0	2351	0	1065
	Total	0	81862	0	165206	0	87208

राज्यपुरस्कृत आवास योजना ग्रामीण - हप्ते वितरण

Sr. No.	Division	1st Installment (Daily Achievement)	1st Installment Remaining	2nd Installment (Daily Achievement)	2nd Installment Remaining	3rd Installment (Daily Achievement)	3rd Installment Remaining
1	AURANGABAD DIV.	241	16070	102	29562	109	13145
2	AMRAVATI DIV.	57	3017	103	12962	91	6368
3	NAGPUR DIV.	143	7130	26	9029	67	4030
4	KONKAN DIV.	19	885	23	2946	22	1612
5	NASHIK DIV.	5	2506	28	9243	17	5339
6	PUNE DIV.	6	1598	15	4567	8	2297
Total		471	31206	297	68309	314	32791

State Schemes 1st Ins Pending

State Schemes 2nd Ins Pending

State Schemes 3rd Ins Pending

SINDHUDURG	13
RATNAGIRI	60
NANDURBAR	82
SATARA	103
THANE	114
SANGLI	176
PUNE	259
DHULE	297
NASHIK	298
RAIGAD	329
KOLHAPUR	337
WARDHA	345
PALGHAR	369
NAGPUR	381
BULDHANA	391
GADCHIROLI	521
AKOLA	527
BHANDARA	577
WASHIM	605
AMRAVATI	669
SOLAPUR	723
JALGAON	771
YAVATMAL	825
PARBHANI	842
GONDIA	953
AHMEDNAGAR	1058
JALNA	1152
LATUR	1305
OSMANABAD	1638
HINGOLI	2039
AURANGABAD	2567
BEED	2691
NANDED	3836
CHANDRAPUR	4353

SINDHUDURG	60
RATNAGIRI	159
SATARA	415
THANE	450
RAIGAD	500
SANGLI	814
PUNE	939
KOLHAPUR	965
NANDURBAR	1003
NAGPUR	1053
BHANDARA	1108
GONDIA	1126
WARDHA	1148
SOLAPUR	1434
WASHIM	1454
NASHIK	1604
GADCHIROLI	1668
PALGHAR	1777
AHMEDNAGAR	2023
BULDHANA	2042
JALGAON	2087
PARBHANI	2475
DHULE	2526
AKOLA	2841
AMRAVATI	2897
CHANDRAPUR	2926
JALNA	3273
OSMANABAD	3347
HINGOLI	3375
AURANGABAD	3565
YAVATMAL	3728
LATUR	3850
NANDED	4358
BEED	5319

SINDHUDURG	50
RATNAGIRI	137
THANE	202
SATARA	267
NAGPUR	287
KOLHAPUR	349
SANGLI	383
BHANDARA	391
WARDHA	433
GONDIA	527
RAIGAD	542
PUNE	619
SOLAPUR	679
PALGHAR	681
WASHIM	798
NASHIK	843
PARBHANI	889
DHULE	951
NANDURBAR	1005
HINGOLI	1009
AMRAVATI	1011
AKOLA	1054
CHANDRAPUR	1098
JALGAON	1268
AHMEDNAGAR	1272
GADCHIROLI	1294
OSMANABAD	1309
NANDED	1341
BULDHANA	1538
AURANGABAD	1625
LATUR	1859
YAVATMAL	1967
JALNA	2435
BEED	2678

राज्यपुरस्कृत आवास योजना ग्रामीण -हप्ते वितरण

Sr. No.	District	1st Installment (Daily Achivement)	1st Installment Remaining	2nd Installment (Daily Achivement)	2nd Installment Remaining	3rd Installment (Daily Achivement)	3rd Installment Remaining
1	YAVATMAL	27	825	70	3728	62	1967
2	LATUR	82	1305	16	3850	23	1859
3	CHANDRAPUR	84	4353	5	2926	25	1098
4	HINGOLI	59	2039	24	3375	24	1009
5	AURANGABAD	11	2567	52	3565	40	1625
6	BEED	60	2691	0	5319	5	2678
7	NAGPUR	42	381	5	1053	6	287
8	GONDIA	12	953	7	1126	17	527
9	AKOLA	2	527	20	2841	10	1054
10	THANE	19	114	2	450	9	202
11	WASHIM	22	605	0	1454	7	798
12	JALGAON	1	771	12	2087	14	1268
13	AMRAVATI	6	669	8	2897	9	1011
14	NANDED	5	3836	6	4358	12	1341
15	OSMANABAD	17	1638	1	3347	2	1309
16	GADCHIROLI	3	521	1	1668	13	1294
17	PALGHAR	0	369	11	1777	6	681
18	NASHIK	4	298	6	1604	3	843
19	PARBHANI	7	842	3	2475	3	889
20	PUNE	1	259	11	939	1	619
21	SATARA	5	103	2	415	4	267
22	WARDHA	0	345	5	1148	4	433
23	BULDHANA	0	391	5	2042	3	1538
24	BHANDARA	2	577	3	1108	2	391
25	DHULE	0	297	7	2526	0	951
26	RATNAGIRI	-2	60	2	159	5	137
27	SINDHUDURG	0	13	4	60	2	50
28	KOLHAPUR	0	337	2	965	3	349
29	RAIGAD	0	329	4	500	0	542
30	AHMEDNAGAR	0	1058	3	2023	0	1272
31	JALNA	0	1152	0	3273	0	2435
32	NANDURBAR	0	82	0	1003	0	1005
33	SANGLI	0	176	0	814	0	383
34	SOLAPUR	0	723	0	1434	0	679
	Total	471	31206	297	68309	314	32791

प्रधानमंत्री आवास योजना ग्रामीण - Delayed Houses

■ पहिला हप्ता मिळाल्यानंतर १२ महिने उलटूनही अपूर्ण घरकुले
 ■ पहिला हप्ता मिळाल्यानंतर १८ महिने उलटूनही अपूर्ण घरकुले
 ■ पहिला हप्ता मिळाल्यानंतर १० दिवसानंतरही दुसरा हप्ता न मिळालेली घरकुले
 ■ दुसरा हप्ता मिळाल्यानंतर १० दिवसानंतरही तिसरा हप्ता न मिळालेली घरकुले
 ■ तिसरा हप्ता मिळाल्यानंतर १० दिवसानंतरही अपूर्ण घरांची संख्या

जिल्हा	पहिला हप्ता मिळाल्यानंतर १२ महिने उलटूनही अपूर्ण घरकुले	पहिला हप्ता मिळाल्यानंतर १८ महिने उलटूनही अपूर्ण घरकुले	पहिला हप्ता मिळाल्यानंतर १० दिवसानंतरही दुसरा हप्ता न मिळालेली घरकुले	दुसरा हप्ता मिळाल्यानंतर १० दिवसानंतरही तिसरा हप्ता न मिळालेली घरकुले	तिसरा हप्ता मिळाल्यानंतर १० दिवसानंतरही अपूर्ण घरांची संख्या
AHMEDNAGAR	2488	1777	3195	1607	49
AKOLA	4204	3509	3571	869	580
AMRAVATI	7477	5597	7322	1528	1067
AURANGABAD	2403	2248	4995	1109	445
BEED	2187	1866	6834	1635	481
BHANDARA	7008	5271	4754	780	2298
BULDHANA	2640	2159	4039	868	719
CHANDRAPUR	3037	1954	3496	715	293
DHULE	5707	4103	5872	2268	1650
GADCHIROLI	3988	2460	2270	1238	904
GONDIA	1888	1819	3241	1044	143
HINGOLI	1031	668	2612	482	100
JALGAON	7884	6650	11122	2007	701
JALNA	1368	1082	3230	793	308
KOLHAPUR	1946	737	2397	294	111
LATUR	796	727	2702	467	54
NAGPUR	3363	2339	2567	447	591
NANDED	9662	9172	14703	2032	371
NANDURBAR	11565	9983	7194	4750	5163
NASHIK	7050	3582	4802	2063	1573
OSMANABAD	1044	585	1242	440	7
PALGHAR	910	648	1341	733	537
PARBHANI	859	737	4545	581	110
PUNE	2253	1731	1963	518	464
RAIGAD	738	239	483	233	166
RATNAGIRI	179	44	333	136	66
SANGLI	3015	2316	3468	561	153
SATARA	691	383	850	238	155
SINDDHURG	141	87	199	67	29
SOLAPUR	4951	4586	5033	1234	516
THANE	209	188	564	168	188
WARDHA	1163	807	944	210	241
WASHIM	1227	869	2547	437	95
YAVATMAL	6507	4370	7249	1851	1726